

# Operating instructions



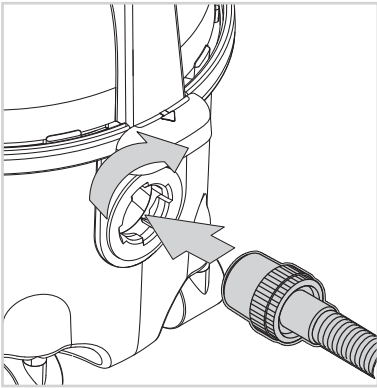
SALTIX 10



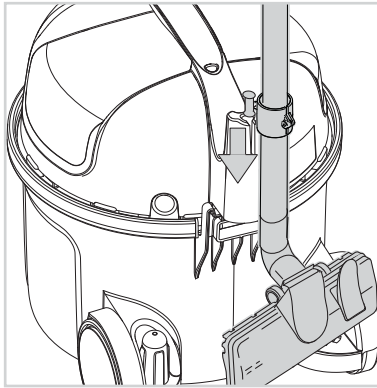


English.....	6
Deutsch .....	8
Français.....	10
Nederlands .....	12
Italiano .....	14
Norsk .....	16
Svenska .....	18
Dansk.....	20
Suomi.....	22
Español.....	24
Português.....	26
Ελληνικά.....	28
Türkçe.....	30
Čeština.....	32
Polski .....	34
Magyar .....	36
Română .....	38
Български .....	40
Русский.....	42
Eesti .....	44
Latviski .....	46
Lietuviškai .....	48
日本.....	50

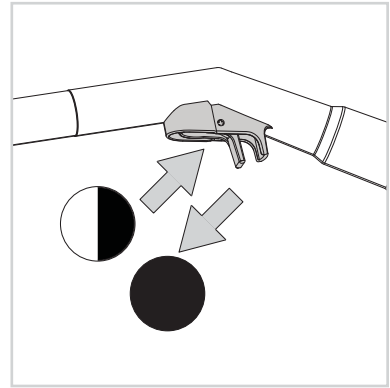
### 1 - Basic operations



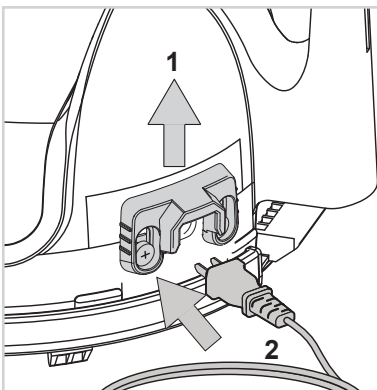
### 1.2



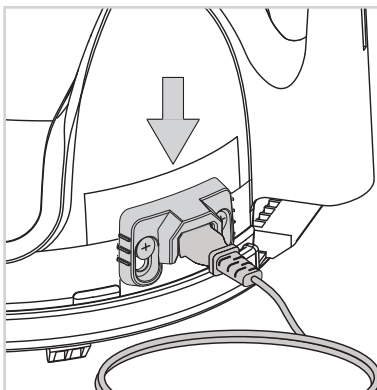
### 2 - Suction regulation



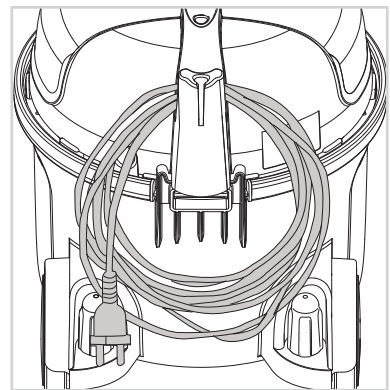
### 3 - Cordlock



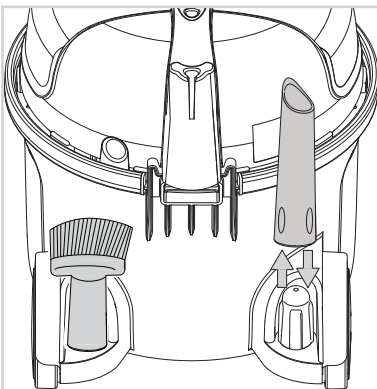
### 3.1



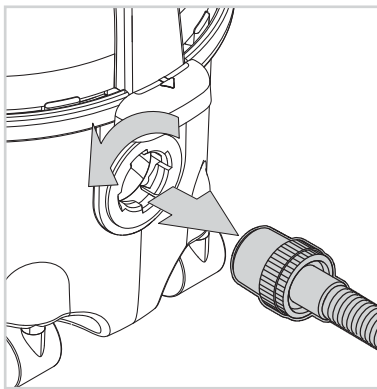
### 4 - Wind up the cord starting from the machine



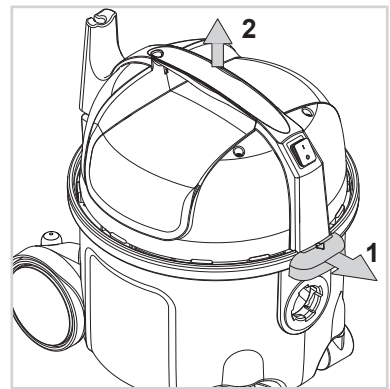
### 5 - Accessories parking



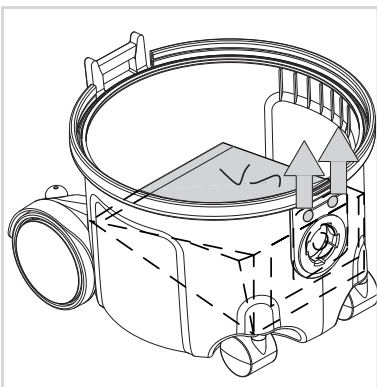
### 6 - Dust bag replacement



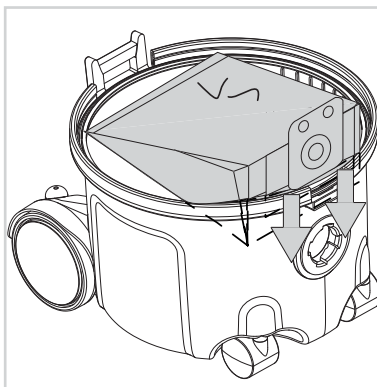
### 6.1



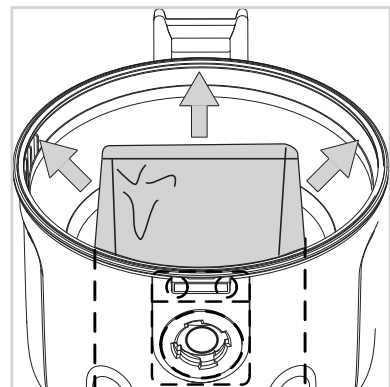
### 6.2



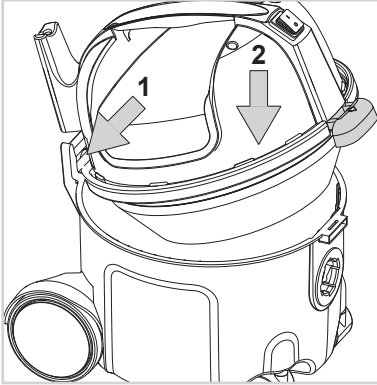
### 6.3



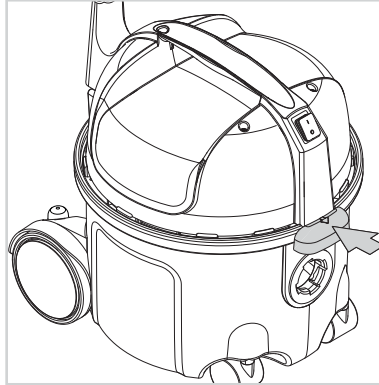
### 6.4



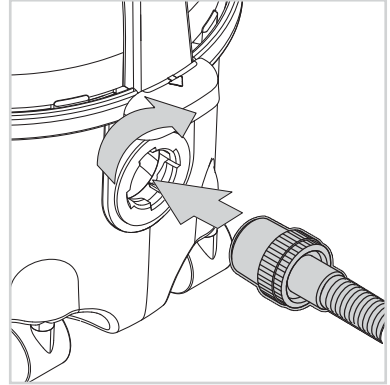
6.5



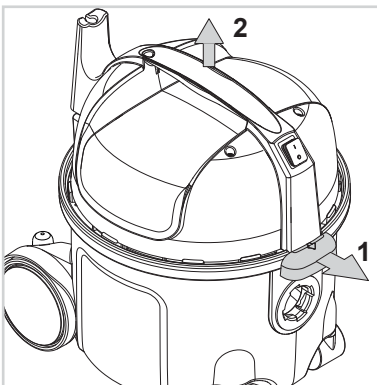
6.6



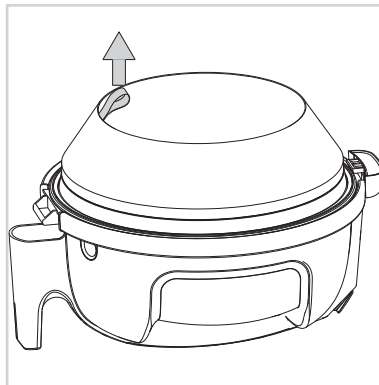
6.7



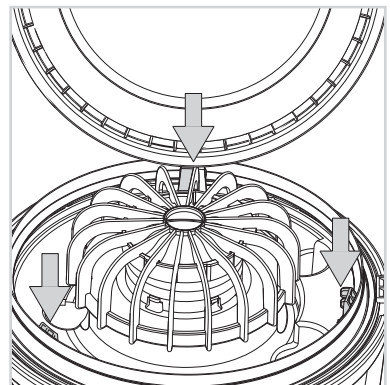
7 - Sack filter



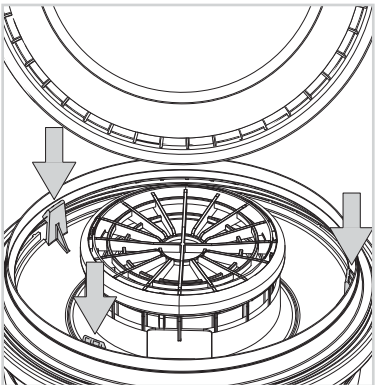
7.1



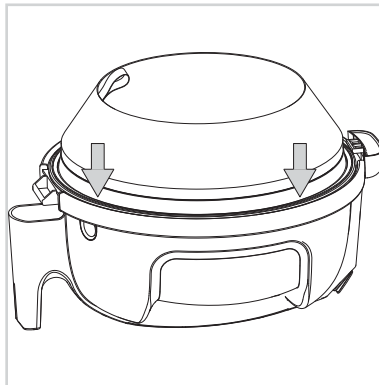
7.2



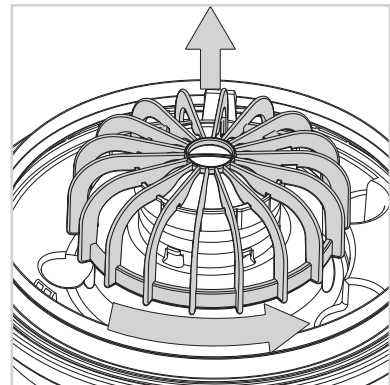
7.2 (HEPA filter)



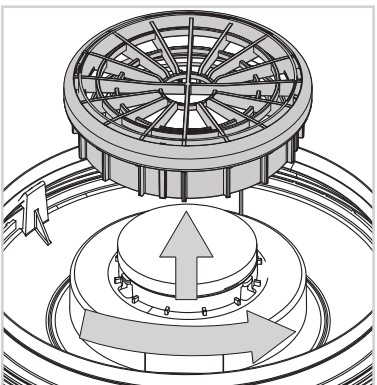
7.3



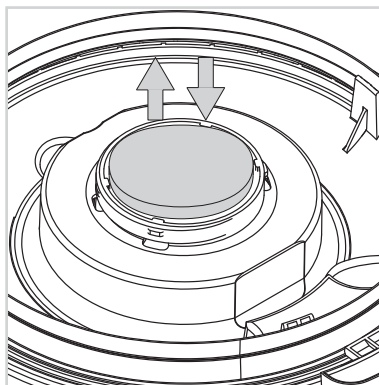
8 - Motor filter



8 - Motor filter (HEPA filter)



8.1



# English

## Instructions for use



Prior to using the appliance for the first time, be sure to read this document through and keep it ready to hand.

Before using the vacuum cleaner make sure that the voltage shown on the rating plate on the vacuum cleaner corresponds with the main voltage.

This machine is intended for commercial use, for example in hotels, schools, hospitals, factories, shops, offices and rental businesses.

## Purpose and intended use

The appliance is suitable for picking up dry, non-flammable dust.

## Symbols used to mark instructions

### WARNING



Danger that can lead to serious injuries or even death.

### CAUTION



Danger that can lead to minor injuries and damage.

## Important warnings

### WARNING



- The vacuum cleaner must not be used for the suction of water, liquids or inflammable gases.
- No changes to the mechanical, electrical or thermal safety devices must be made.
- This appliance is not to be used by children or persons with reduced physical, sensory or mental capabilities, or lack of experience and knowledge, unless they have been given supervision or instruction.
- Young children should be supervised to ensure that they do not play with the appliance.
- Operators shall be adequately instructed on the use of this machine.
- This machine is for dry use only.

### CAUTION



- This machine is for indoor use only.
- This machine shall be stored indoors only.

This machine is equipped with a thermal cut-out to protect the motor and other vital machine parts from overheating. Should the machine cut out, you will have to wait at least 45 minutes for it to automatically reset. While you are waiting, switch the machine off and unplug it, then check the hose, dust bag and filters to be sure that nothing is blocking the flow of air through the machine.

SALTIX 10 has an optional HEPA filter. The SALTIX 10 is not a HEPA certified machine and should not be used in cleaning environments where approved sealed HEPA machines need to be used.

SALTIX 10 is supplied with a paper dust bag already in place. If the optional HEPA filter is mounted, never use the vacuum cleaner without a properly fitted dust bag.

## Electrical connection

### WARNING



- The vacuum cleaner must not be used if the electrical cable or plug show any sign of damage. Regularly inspect the cable and the plug for damage. If this becomes damaged, it should be repaired only by Nilfisk-Alto or an authorised Nilfisk-Alto Service Dealer, in order to avoid a hazard.
- Do not handle the electrical cable or plug with wet hands.
- Do not unplug by pulling on cable. To unplug, grasp the plug, not the cable. The plug must always be removed from the socket outlet before starting any service or repair work of the machine or the cable.

## Hazardous materials

### WARNING



Vacuumping up hazardous materials can lead to serious or even fatal injuries.

The following materials must not be picked up by the vacuum cleaner:

- hazardous dust
- hot materials (burning cigarettes, hot ash, etc.)
- flammable, explosive, aggressive liquids (e.g. petrol, solvents, acids, alkalis, etc.)
- flammable, explosive dust (e.g. magnesium or aluminum dust, etc.)

## Maintenance

Always keep the cleaner in a dry place. The cleaner is designed for continuous heavy work. Depending on the number of running hours – the dust filters should be renewed. Keep the container clean with a dry cloth, and a small amount of spray polish.

For details of after sales service contact Nilfisk-Alto directly.

## Warranty

Our general conditions of business are applicable with regard to the guarantee.

Unauthorised modifications to the appliance, the use of incorrect brushes in addition to using the appliance in a way other than for the intended purpose exempt the manufacturer from any liability for the resulting damage.




As specified in European Directive 2002/96/EC on old electrical and electronic appliances, used electrical goods must be collected separately and recycled ecologically.

Contact your local authorities or your nearest dealer for further information.

## Specifications

		<b>SALTIX 10</b>
Voltage	V	220-240
Mains frequency	Hz	50/60
Power consumption IEC	W	1200
Suction power, with hose+tube	W	260
Air flow rate	l/min	1920
Vacuum	kPa	23
Sound pressure level, IEC 60704-2-1	dB(A)	69 ± 2
Sound pressure, BS 5415	dB(A)	50 ± 2
Power cord: Length	m	10
Insulation class		II
Type of protection		IP 20
Dust bag net filling	l	8
Width	mm	340
Depth	mm	395
Height	mm	390
Weight, cleaner only	kg	5,3

Specifications and details are subject to change without prior notice.

<b>CE</b>	<b>CE declaration of conformity</b>
NILFISK-ADVANCE A/S Sognevej 25 DK-2605 Brøndby	
<b>Product:</b>	Vacuum cleaner
<b>Model:</b>	VC300
<b>Description:</b>	100V / 110-120V / 220-240V~, 50/60 Hz
<b>The design of the appliance corresponds to the following pertinent regulations:</b>	EC - Machinery Directive 2006/42/EC EC - EMC Directive 2004/108/EC
<b>Applied harmonized standards:</b>	EN 60335-2-69:2009 EN 55014-1:2009, EN 55014-2:2008 EN 61000-3-2:2009, EN 61000-3-3:2008 EN 62233:2008
<b>Applied national standards and technical specifications:</b>	IEC 60335-2-69:2010
 Anton Sørensen General Manager EAPC Technical Operations	Brøndby, 2010







Nilfisk-ALTO  
Division of Nilfisk-Advance A/S  
Industrivej 1  
DK - 9560 Hadsund  
tel.: (+45) 7218 2100  
[www.nilfisk-ALTO.com](http://www.nilfisk-ALTO.com)

**Nilfisk**  
**ALTO**  
works for you